

PROUDLY INTRODUCING RUPPAIR'S
DEDICATED OUTDOOR AIR SYSTEM



READY TO SHIP IN
3 WEEKS
OR LESS



www.ruppair.com • 1.888.291.2452

CAS SERVICE

RELIABLE SERVICE & TECHNICAL SUPPORT

RuppAir offers unmatched factory service and technical support through its rapidly expanding nationwide service team. Each local service technician undergoes extensive in-house training to ensure your needs are quickly met and problems are thoroughly addressed. Since the RuppAir DOAS is a fully standardized equipment line, our techs are able to stock most replacement parts on their trucks, eliminating long lead times often associated with service visits. Additionally, the DOAS is designed with service in mind, incorporating several convenience features to make support visits as smooth and efficient as possible.

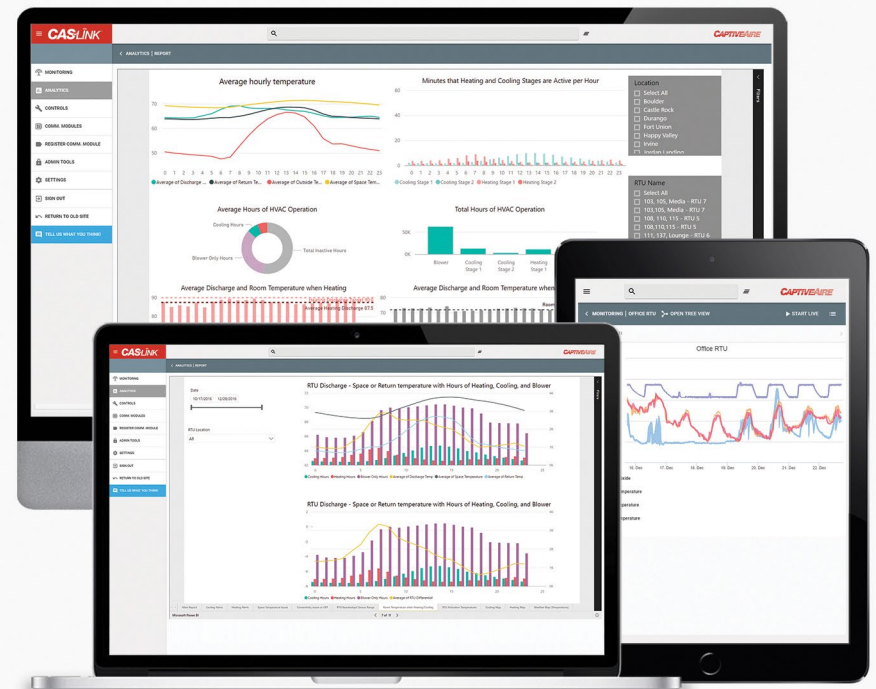


CAS-LINK

MONITOR + CONTROL

24/7 REAL-TIME UNIT MONITORING INCLUDED WITH EVERY DOAS UNIT

CASLink, RuppAir's proprietary cloud-based building management system, collects real-time performance data to verify proper equipment operation, recognize potential problems, diagnose minor issues, and analyze system efficiency. CASLink allows for remote unit adjustments, often eliminating the need for an onsite service tech visit. Every DOAS unit includes a CASLink system at no additional charge.



PROUDLY INTRODUCING RUPPAIR'S

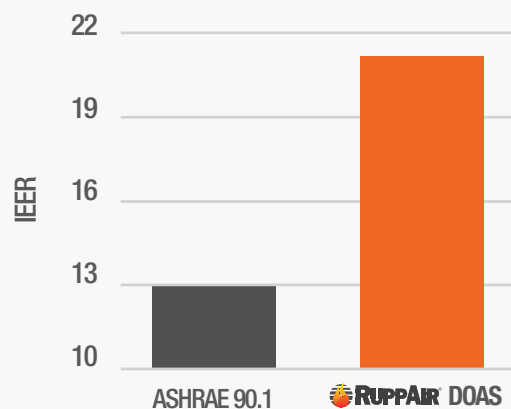
DEDICATED OUTDOOR AIR SYSTEM (DOAS)

Backed by 50 years of ventilation expertise, the Dedicated Outdoor Air System (DOAS) by RuppAir offers exceptional energy savings, unprecedented comfort, and precise humidity control. RuppAir's DOAS is the ideal HVAC solution for schools, hospitals, restaurants, grocery stores, hotel corridors, and any commercial application that requires conditioned outdoor air.



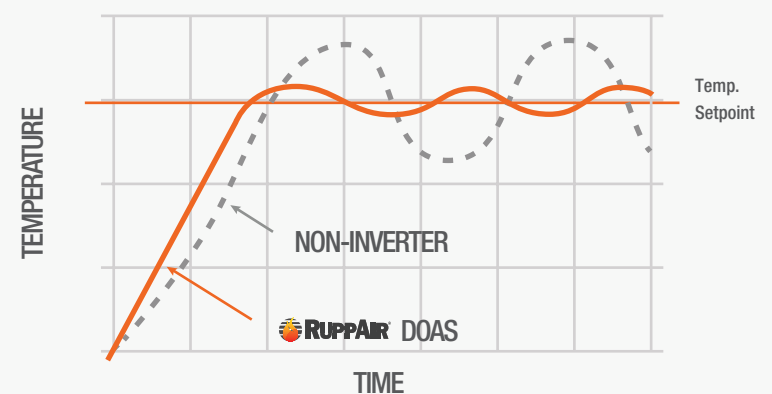
Danfoss Inverter Scroll Compressor

SUPERIOR ENERGY EFFICIENCY




RuppAir's DOAS achieves an impressive 21.3 Integrated Energy Efficiency Ratio (IEER) rating which is over 1.5x the ASHRAE 90.1-2016 IEER standard. Designed with the future in mind, the RuppAir DOAS is poised to exceed rising IEER standards for years to come.

PRECISE TEMPERATURE & HUMIDITY CONTROL



RuppAir's DOAS contains fully modulating refrigeration and optional hot gas reheat components that deliver the exact amount of air requested at the desired temperature and humidity. Variable speed components allow the DOAS to adjust its heating and cooling capacity to match the required load. This provides a consistent temperature throughout the space and avoids large temperature swings often associated with single stage equipment.

BACK PANELS (OPEN)



1 Mixed Air Temperature / Humidity Sensor

Monitors mixed air temperature / humidity
Available outdoor, return, mixed, discharge, and space air temperature / humidity measurements

2 Up to Three Layers of Outdoor Air Filtration

Standard 2" metal mesh outdoor air filters
Up to 4" additional filtration - MERV-8, 13, 15 & HEPA

3 Low-Leakage Outdoor Air Damper

Modulates to accurately meet variable outdoor air requirements
Integrated louver and bird screen assembly included
Exceeds AMCA Class 1A Leakage Standards

4 Wide Indoor Coil Design

Up to 7-row coil allows for optimal compressor efficiencies, full conditioning of outdoor air, and moisture control
Staggered coil design reduces supply air bypass

5 Electronic Expansion Valve

Provides automated superheat control and monitoring by modulating from 0-100%
Precise position control prevents liquid migration during off-duty cycles

6 Fully Modulating Hot Gas Reheat Coil (Optional)

Provides highly accurate humidity control
Electronic reheat valve allows for precise capacity control

7 Stainless Steel Sloped Condensate Drain Pan

Insulated drain pan allows for easy maintenance and serviceability
Float switch monitors water level and protects against condensate overflow
Exceeds ASHRAE 62.1 Standards

8 Modular Heating

Natural gas indirect fired furnace with constant 80% efficiency throughout modulation (90% high efficiency option available)
Propane, Heat Pump, and Electric Heat options available

SIDE PANELS (OPEN)



9 Variable Speed Direct Drive Supply Fan

High efficiency Variable Frequency Drive (VFD) or Electronically Commutated Motor (ECM) options available

Low maintenance – no belts to adjust

10 Variable Speed Outdoor Fans with EC Motors

10:1 turndown maintains peak efficiency for all outdoor air conditions

Aerodynamically designed bionic blades drastically reduce noise emissions

11 Double Wall, Galvanized Steel Construction

Insulated with 2" thick, foil-faced, R13 closed cell foam or 1" thick, R4.3 fiberglass board

Corrosion resistant, heavy gauge, G-90 galvanized steel

12 Removable Hinged Access Doors

Allow for easier maintenance and serviceability

13 Human Machine Interface (HMI)

User friendly interface allows for simple programming of temperature, humidity and scheduling settings

Access to real-time temperature / humidity data and refrigerant temperature / pressure measurements

14 Integrated Controls

Multiple PID loops maximize energy efficiency

Several control offerings - full integration to BAS/DDC

Fully insulated controls cabinet reduces condensation, avoiding damage to controls

15 Danfoss Variable Speed Inverter Scroll Compressor

Modulates capacity to provide precise load matching with reduced energy consumption

Protective operating envelope minimizes risk of damage and premature failure

Variable Frequency Drive (VFD) provides phase and over-amp protection to maximize life of unit

SYSTEM SIZING & SPECIFICATIONS

Unit Size (Nominal Tonnage)	5	6	7.5	8	10	12.5	15	20	22	25	30
Min Airflow (CFM)	400	500	750	800	1000	1250	1500	2000	2200	2500	3000
Max Airflow (CFM)	2000	2400	3000	3200	4000	5000	6000	8000	8800	10000	12000
Indoor Coil Rows	4	4	5	5	5	6	6	7	5	5	6
Cooling Turndown Ratio	7:1	7:1	7:1	7:1	7:1	7:1	4:1	4:1	4:1	4:1	4:1
IEER	17.9	19.5	18.6	20.2	18.6	21.3	18.8	18.2	18.1	17.9	17.8
Max Heating Turndown Ratio*	20:1	17:1	14:1	21:1	16:1	25:1	11:1	10:1	10:1	10:1	10:1
Furnace Input Capacity (MBH)	50-200	50-200	50-200	50-300	50-300	150-500	150-500	150-500	200-600	200-600	200-600
Electric Coil Capacity (kW)	10-60	10-60	10-60	15-60	15-60	15-100	15-100	15-100	60-150	60-150	60-150
Curb Size (L x W)	71" x 41"	71" x 41"	71" x 41"	75" x 49.5"	75" x 49.5"	91" x 59.5"	91" x 59.5"	91" x 59.5"	111" x 80"	111" x 80"	111" x 80"
Unit Length	77.25"	77.25"	77.25"	81.75"	81.75"	99"	99"	99"	160"	160"	160"
Unit Width	62"	62"	62"	80.75"	80.75"	89.75"	89.75"	89.75"	89.75"	89.75"	89.75"
Unit Height	47.5"	47.5"	47.5"	60.75"	60.75"	69"	69"	69"	94"	94"	94"
Approximate Weight (lbs)	1000	1100	1200	1650	1730	2440	2500	2650	3750	4200	4500

*Contingent upon heat source



For additional information, please contact your local RuppAir sales representative.

www.ruppair.com • 1.888.291.2452